



MX11500

the most advanced desktop pressure sealer



Shown With Optional Cabinet And Vertical Stacker

no envelope needed
seals single-sheet self mailers
a greener way to mail®



Optional Short Conveyor



Optional 50" Conveyor

**Large Capacity Elevator Infeed Table Holds
Up To 700 28# Pressure Seal Forms**

Four Roller Heavy Duty Sealing Unit

Multi Sensor Monitoring System

Variable Speed Up To 12K Forms Per Hour

Reverse Friction Feed Roller Technology

Perfect for Processing:

**Paychecks
Invoices and Statements
Tax Forms
Utility Bills**

Expiration & Renewal Notices

Promotional Coupons




Event Invitations

Sale Notifications

Medical Results

Grade Reports

ID cards



WWW.PAITEC.COM • 877-295-SEAL (7325)




MX11500



ADJUSTABLE SPEED

Includes an easy-to-use LCD display with electronic thickness detection, batch counter, and speed control.




FOUR ROLLER SEALING UNIT

Two pairs of heavy duty sealing rollers ensure a crisp fold and seal.

HIGH MONTHLY CYCLE

Heavy duty parts allow MX11500 to process up to 10,000 forms per day and 200,000 per month.



LARGE INFEED CAPACITY

The easy-to-load, auto-lift, infeed table holds up to 700 28# forms to increase throughput and minimize reloading.



REVERSE (RFR) FRICTION ROLLER

Unique RFR system, automatically detects, singulates, and corrects doubles without any operator intervention for increased productivity.

specifications

FORM SIZE	Depth – Up to 14”/ Width – Up to 9”
INPUT TRAY	Auto-lift Elevator Feed Table Holds 700 28# Forms
SPEED	Variable Speed Up To 12,000 Forms Per Hour
FOLD SETTING	Easy Manual Slide Bars Set In Seconds
PAPER WEIGHT	20 -28 Lb. Bond
INFEED TYPE	Reverse Friction Rollers With External Cooling Fan
MANUAL FEEDER	Process Damaged Forms Singularity As Needed
FOLD TYPE	Z, EZ, C, EC, V, & Double Parallel
BATCH COUNTER	Resettable Batch And Nonresettable Total
DOUBLE DETECTION	Automatically Detects Double Feeds
JAM FREE	Reverses Rollers To Help Remove Jams
OUTPUT CAPACITY	Optional Short Conveyor Or Vertical Stacker Hold Up To 350 Forms. 50” Conveyors Holds 1,200.
PRINTER INTERFACE	Optional Inline Kit To Select Printers
DUTY CYCLE	200,000 Sheets Per Month. 10,000 Avg. Per Day.
WEIGHT	150 Lbs.
SIZE	17 x 24 x 15 In. (W x L x H)/Without Conveyor

Note: All care has been taken in the preparation of the specifications and description. As they are subject to change, they should not be part of any contract.